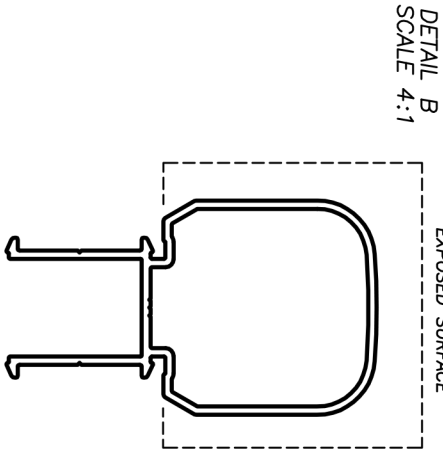
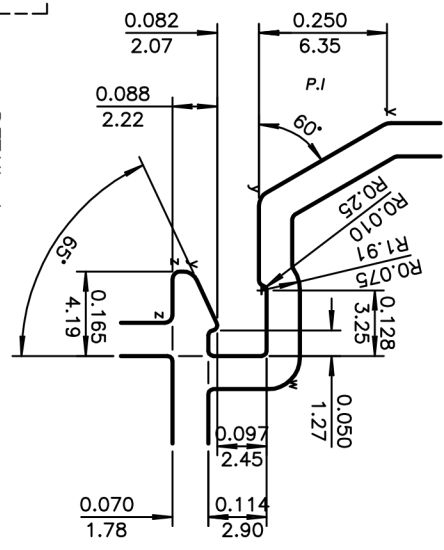
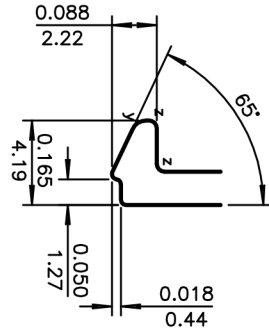
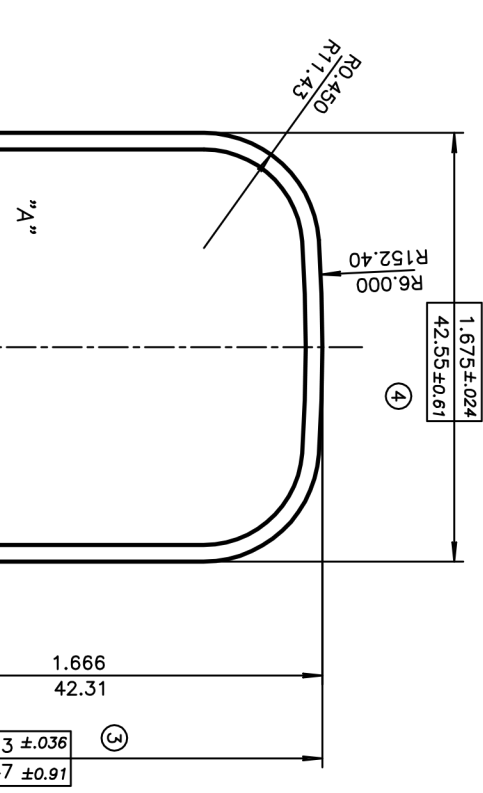


DESCRIPTION:	PART NO.:	DIE NO.:	DASH:
		AH-80725	1
	TARGET # 7604.21.00.00	PROPOSAL # 40291-1	
DATE	DATE	REVISION	



DETAIL A
SCALE 4:1



NOTE:
SIMILAR TO DIE AH-65828

ARCHITECTURAL
FENCE & RAILINGS

UNREGISTERED WALL THICKNESS	±0.006(0.15) S
	±0.065(1.65) H
	±0.010(0.25) H

EST. AREA	0.575	IN ²	371	MM ²	OUT PER.	11.532	IN	293	MM
EST. WT.	0.690	LB/SY.	1.027	KG/M	FACTOR	25			
EST. PER.	17.500	IN	445	MM	C.C.D.	3.019	IN	77	MM
DRAWN BY	Scandral	ALLOY	6063-T6		SCALE	2:1	DATE	09.05.2023	
BREAK ALL CORNERS	0.16" (4.1 mm) R	UNLESS OTHERWISE NOTED.							

STANDARD ALUMINUM ASSOCIATION TOLERANCES TO APPLY UNLESS OTHERWISE SPECIFIED

CUSTOMER'S SUPPLIED END FILE
BREAK CORNERS = 0.010 (0.25) R.
(Z) = 0.015 (0.38) R. (8)
(Y) = 0.030 (0.76) R. (8)
(W) = 0.062 (1.57) R. (2)

(*) = 0.010(0.25) R. X 0.010(0.25)D. HYDRO I.D. MARKS